

KEY FEATURES

- Low weight: 3,9 kg
- 3" copper voice coil
- High power handling: 450 W_{AES}
- High sensitivity: 96 dB
- High performance neodymium magnet system
- Extended controlled displacement: $X_{MAX} \pm 7$ mm
- Extra vented magnetic structure
- Designed for compact woofer applications

TECHNICAL SPECIFICATIONS

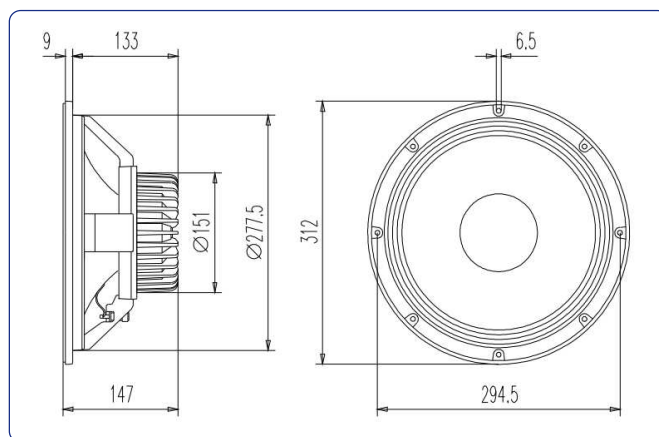
Nominal diameter	300 mm	12 in
Rated impedance		8 Ω
Minimum impedance		7 Ω
Power capacity*	450 W _{AES}	
Program power	900 W	
Sensitivity	96 dB	1W / 1m @ Z _N
Frequency range		40 - 4.000 Hz
Recom. enclosure vol.	20 / 70 l	0,7 / 2,5 ft ³
Voice coil diameter	77 mm	3 in
Bl factor		20,2 N/A
Moving mass		0,071 kg
Voice coil length		17,5 mm
Air gap height		8 mm
X _{damage} (peak to peak)		30 mm

THIELE-SMALL PARAMETERS**

Resonant frequency, f _s	42 Hz
D.C. Voice coil resistance, R _e	6,3 Ω
Mechanical Quality Factor, Q _{ms}	3,8
Electrical Quality Factor, Q _{es}	0,29
Total Quality Factor, Q _{ts}	0,27
Equivalent Air Volume to C _{ms} , V _{as}	84 l
Mechanical Compliance, C _{ms}	204 μ m / N
Mechanical Resistance, R _{ms}	4,9 kg / s
Efficiency, η_0	2 %
Effective Surface Area, S _d	0,054 m ²
Maximum Displacement, X _{max} ***	7 mm
Displacement Volume, V _d	770 cm ³
Voice Coil Inductance, L _e @ Z _{min}	1 mH



DIMENSION DRAWINGS



MOUNTING INFORMATION

Overall diameter	312 mm	12,28 in
Bolt circle diameter	294,5 mm	11,59 in
Baffle cutout diameter:		
- Front mount	277,5 mm	10,93 in
Depth	147 mm	5,79 in
Net weight	3,9 kg	8,60 lb
Shipping weight	4,5 kg	9,92 lb

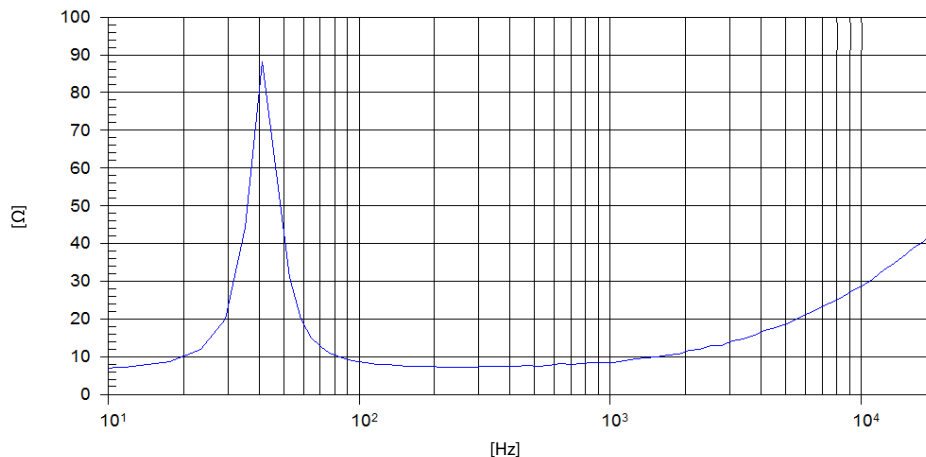
Notes:

* The power capacity is determined according to AES2-1984 (r2003) standard. Program power is defined as the transducer's ability to handle normal music program material.

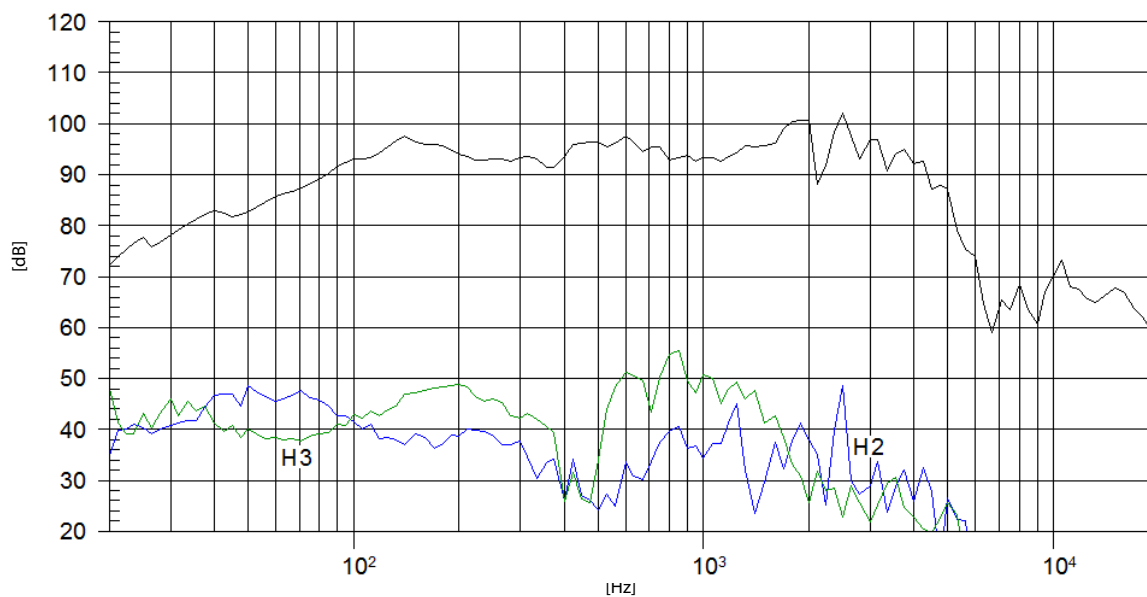
** T-S parameters are measured after an exercise period using a preconditioning power test. The measurements are carried out with a velocity-current laser transducer and will reflect the long term parameters (once the loudspeaker has been working for a short period of time).

*** The X_{max} is calculated as (L_{vc} - H_{ag})/2 + (H_{ag}/3,5), where L_{vc} is the voice coil length and H_{ag} is the air gap height.

FREE AIR IMPEDANCE CURVE



FREQUENCY RESPONSE AND DISTORTION



Note: On axis frequency response measured with loudspeaker standing on infinite baffle in anechoic chamber, 1W @ 1m