

ND1480

HF Neodymium Driver

KeyFeatures

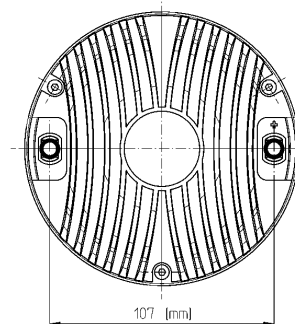
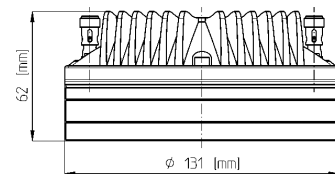
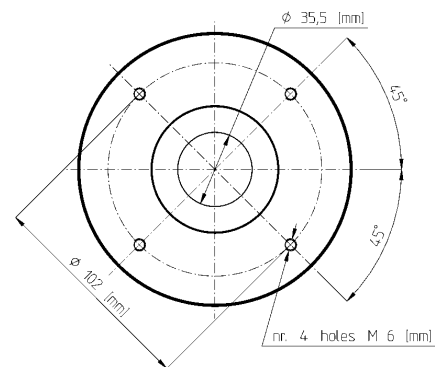
- 110 dB 1W / 1m average sensitivity
- 1,4 inch exit throat
- 3 inch edgewound aluminum voice coil
- 200 W program power handling
- Pure Titanium diaphragm assembly
- Excellent thermal exchange
- Neodymium ring magnetic structure

Description

The ND1480 1.4 inch exit neodymium high frequency compression driver has been designed for high level sound systems application. The titanium diaphragm is produced in house and has been developed to assure unmatched transient response. The diaphragm assembly is made by joining the former directly to the titanium dome on its upper bend edge. In comparison with a usual straight former joint, the driver's design assures extended frequency energy transfer for improved response linearity and unparallel reliability. This feature facilitates proper motion control of the dome in real working conditions. A proprietary treated Nomex former is used as Nomex shows a 30% higher value of tensile elongation at a working operative temperature (200°C) when compared to Kapton. Moreover, this proprietary former material is also suitable for use in higher moisture content environments. The ND1480 powerful neodymium magnet assembly has been designed to obtain 22KGauss in the gap for major benefits in transient response. The motor structure, throughout the precisely coherent phase plug with 3 circumferential slots and copper ring on the pole piece, reduces inductance effect and distortion. Four top plate air ducts have been designed to act as a loading chamber for the diaphragm, implementing mid band distortion and response figures. The custom designed O-ring creates a tight seal between the plate and the cover assuring air chamber loading. Excellent heat dissipation and thermal exchange are guaranteed by the direct contact between the magnetic structure and the aluminum cover which leads to a lower power compression value. The ability to perform properly under inclement weather conditions is a key point of the Eighteen Sound philosophy. Hence, a special treatment is applied to the magnet and the top and back plates of the magnetic structure in order to make the driver more resistant to the corrosive effects of salts and oxidization. This treatment is more effective than any other treatment in use today.

Models

Model	Code	Info
042106N210	042106N210	16 Ohm
042108N210	042108N210	8 Ohm

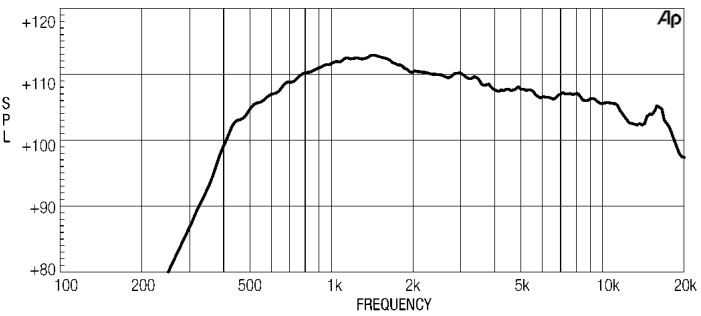


Mounting information

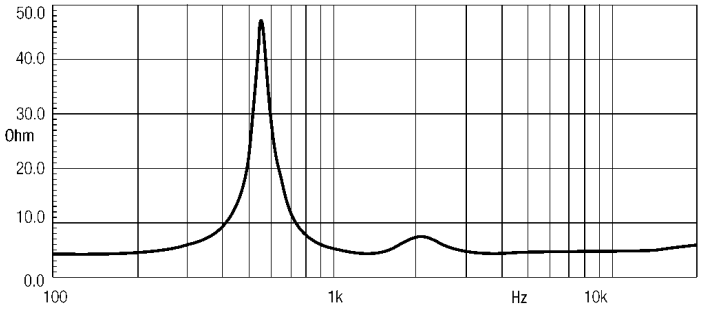
Overall diameter	131 mm (5,1 in)
N. of mounting holes and bolt	4 M6 holes 90° at Ø102 mm (4 in)
Bolt circle diameter	102mm (4 in)
Total depth	62 mm (2,5 in)
Net weight	3,08 Kg (6,79 lb)
Shipping weight	3,2 Kg (7,05 lb)
Packaging Dimensions	3,2 Kg (7,05 lb)

General Specifications HF

Throat Diameter	35,5 mm (1,4 in)
Rated Impedance	8 Ohm
D.C. Resistance	6,2 Ohm
Minimum Impedance	8 Ohm at 3500 Hz
Le (1kHz)	124 µH
AES Power	100 W above 1,2 kHz
Program power (8)	200 W above 1,2 kHz
Sensitivity (9)	110 dB
Frequency Range	500 Hz - 20 kHz
Recomm. Xover Frequency	above 800 Hz (12 dB/octave)
Diaphragm material	Titanium
Voice Coil Diameter	75 mm (3 in)
Voice Coil winding material	Edge-wound aluminum
Magnet material	Neodymium
Flux Density	2,2 T
BI Factor	15,5 N/A
Polarity	Positive voltage on red terminal gives positive pressure in the throat



ND1480 MEASURED WITH 1W INPUT ON RATED IMPEDANCE AT 1 M DISTANCE ON AXIS FROM THE MOUTH OF XT1464 HORN FREE AIR IMPEDANCE MAGNITUDE CURVE



Notes

- 1) AES power rating is measured with a pink noise input having a 6 dB crest factor for two hours duration, per AES standard. Power calculated on minimum impedance.
- 2) Program power is defined as 3 dB greater than AES power rating and is a conservative expression of the transducer ability to handle music program material.
- 3) Sensitivity is measured on 1 W input on rated impedance at 1 m on axis from the mouth of XT1464 horn, averaged between 1 kHz and 4 kHz.

